



Gas Control Equipment



PREMIUM CYLINDER REGULATOR SERIES

GCE ProControl®

*“We challenged our skilled engineers to develop follower of our top-seller Dincontrol which has been presented in the market already for 18 years and has become a leader among the premium cylinder regulators in terms of **Accuracy, Safety, and Reliability**. We made a few modifications to ensure keeping the focus on these three main features. From customer feedback, we have seen the weakest part of the regulator has been the gauges. We are now adding **Durability** to the features of GCE ProControl® by **protecting the gauges** to minimise the risk of breakdown and user productivity interruption. The investment in gauge protection is paid back in a very short time.”*

GCE Team

HIGHLY DURABLE REGULATOR

Mechanical damages are the most frequent and most costly reason for regulator failure. It happens usually during transport of the installed oxy-fuel sets, during cylinder exchange or when transporting heavy parts and constructions on the cranes in the welding areas. The improved, robust gauge protection minimizes production breaks, service, and replacement cost and saves the gas leaking through broken gauges.

HIGH OPERATION SAFETY

GCE ProControl® has been designed for use with all common technical gases up to 300bar cylinder pressure. All safety-related specifics of the oxygen and flammable gases, as well as high-pressure hazards, have been considered in product design. It has passed a full set of type tests conforming to ISO 2503. The product safety has been also proven by long-term field test with selected users making various applications.

PRECISE ADJUSTMENT

Gas pressure and flow accuracy are the main parameters which the user requires from the pressure regulator. But GCE ProControl® users do not need to know that. They just use the gas for the application they are working with.

ERGONOMIC DESIGN

9 of 10 users have confirmed they like to work with GCE ProControl®. When fitted on the cylinder valve the position of the pressure adjusting mechanism makes setting easy. Outlet shut-off valve in the right position gives the chance to switch off the gas flow without depressurising the regulator. This also increases the lifetime of the internal parts and saves cost with operation breakdowns and related services. Pressure gauges with three main unit high-contrast scales allow reading the set value also in difficult light conditions. The Instruction for Use can be scanned from the QR code present on the product label during all its lifetime.

SUITS TO APPLICATION

GCE ProControl® fits users of common technical gases because product variants specific for all markets, gases, and pressures are available.

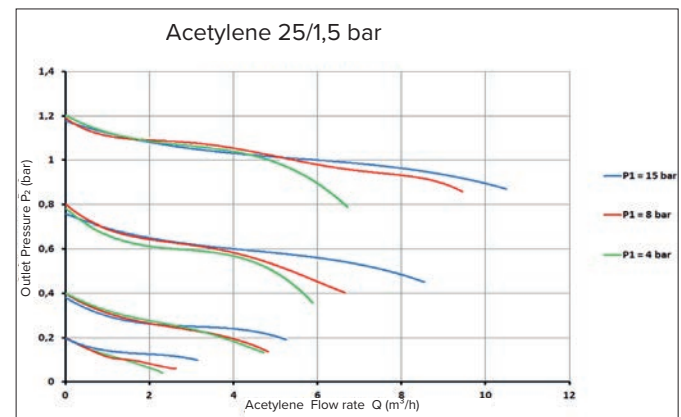
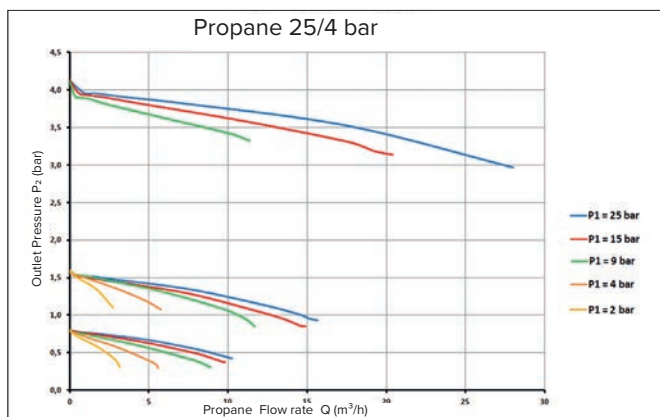
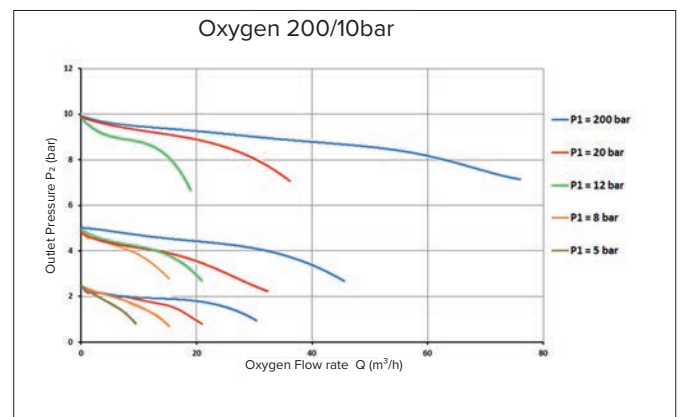
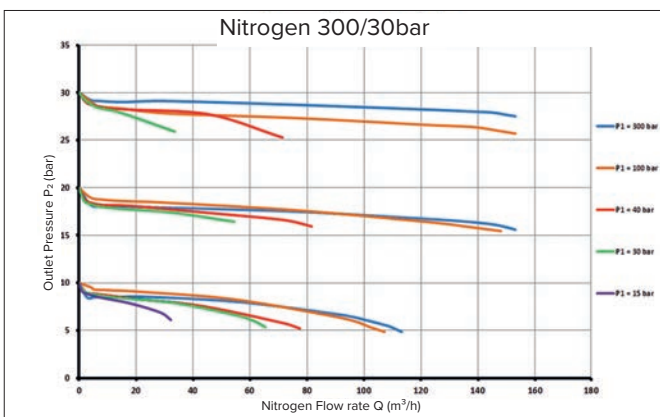
FEATURES

- **High-performance** regulator following all common technical gas applications needs
- **Safety** focused design following ISO 2503
- **Robust** rubber gauge **protection** with back lid preventing damages and impurities
- Prolonged lifetime **saving costs** related to services, spares, and replacements
- Encapsulated regulating technology for **precise** parameters **stability**
- Easy handling for the operator by **ergonomic** arrangement
- Three scale pressure gauges acc. to ISO 5171 with high contrast pointer for **better** gas pressure **clarity**

TECHNICAL DATA

Gas	O ₂ , N ₂ , H ₂ , He	Ar, Ar/CO ₂ , F. G. *	CO ₂	Acetylene	Propane
Body	Brass forged				
Bonnet	Zn/Al alloy Die Cast				
Stems, nuts and fittings	Brass				
Diaphragm	EPDM			NBR	
Seat sealing	PA			CR	
Inlet/ Outlet connection	Gas specific connection				
Maximal inlet pressure	200 or 300 bar		200 bar	25 bar	
Outlet pressure/ flow range	0-10 bar	0-16l/min 0-24l/min 0-30l/min F. G. : 0-50 l/min	1,5 bar	4 bar	
	0-20 bar				
	0-30 bar				
	0-50 bar				
Temperature range	From -20°C to 60°C				
Weight	Approx. according to gas variant: 1,9 kg				
Pressure relief valve	Used in all variants				

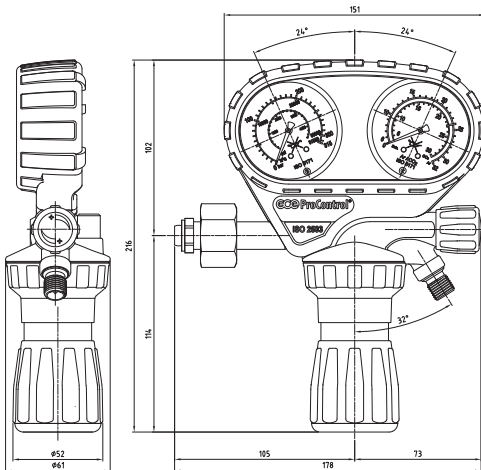
* F.G. ... Forming gas



GCE ProControl®

Pressure gauges are precise measuring instruments. They are the most sensitive regulator components exposed fully to the industrial environment. Robust rubber cap gives optimal protection against potentially rough handling. **Consumption of the spare pressure gauges is three times lower** in the markets where using gauge protections is a common habit already today, compared to markets with not protected regulators. The savings are even more significant if customer changes regulator completely.

- Increased product lifetime and operation safety
- Decreased operation shutdowns and gas lost and safety risk when leaking through damaged gauges.



Exact gas pressure measurement. Easy reading of the gas parameters with a three-unit scale and contrast pointer.

The back lid closes the rubber protection cap to eliminate dust and other impurities.

Outlet shut-off valve for contemporary operation breaks.

On-line instructions for use directly on the body stay available for entire regulator lifetime.

Stable gas outlet pressure and optimal flow performance for the gas application. Encapsulated regulating valve technology.

Accurate parameter setting with an optimized pressure adjusting mechanism.

Protection against humidity for the toughest conditions.

Safe operation with pre-adjusted pressure relief valve.

Ergonomic handwheel for easier handling.



